



Nature Photo Times

Member: Photographic Society of America & Twin Cities Area Council of Camera Clubs Vol. 47, No. 4 - December, 2002



Winter Friend

Ron Winch

An hour ago the sun was shining and the temperature inside my blind was comfortable if not warm. Now the temperature has dropped and the mood of the

afternoon is more somber. Low scudding clouds have moved in and are spitting snow. Snuggling the down hood around my head I pour the last cup of tea from the thermos and consider wrapping it up for the day, when a flash of blue dives down to investigate the remains of a deer carcass only forty feet away.

Landing on an antler, the jay pumps twice and lets the world know he is 'king of the hill'. A quick hop down to the ribcage, he begins feeding on exposed fat. Choking down the third gulp he is rudely interrupted by a bold raven scouting for an evening meal. Being outclassed, the jay retreats to a nearby aspen and taunts the raven, but to no avail.

It is a next to impossible shot; a black raven on white snow in overcast light - no detail in anything. The slightest movement of the 600mm lens spooks the raven, and with one sharp alarm call he is headed for the cottonwoods.

Beyond the antler, cascading snow in a white pine catches my eye. A streak of rust scampers through the branches and lands in the soft snow. Standing tall on his hind legs, tail flickering, Red Squirrel scours the surroundings and decides it is safe to advance. Cautiously he moves to the deer for an evening feast of fat, which will be metabolized throughout the cold night, keeping him warm. Red squirrels are an anomaly. Although they range from Northern Iowa to the high arctic - some of the coldest country in North America, they have a very short winter coat and the inability to store brown fat. Hence, their lower critical temperature remains at about 68 degrees Fahrenheit in both winter and summer. To stay warm they must thoroughly insulate their winter nest and consume great amounts of high-energy food in order to keep their internal furnace stoked.

Back to the moment. Tiny snowflakes land on the blind with a soft thud and my heart races as Red Squirrel makes his way toward the antlers. A quick dash in and then out again, tail flickering. Another red squirrel is active in the pines, which only seems to make Red Squirrel more determined. Chattering again and with tail flickering, he dashes in to inspect the antlers. As he pauses only 2 seconds or so, tiny snowflakes land softly on his rust-colored coat. Turning as if to depart the scene, he pauses and with one quick hop he is under the bow of the antler. Standing tall, whiskers twitching and with large dark eyes attuned to every move-

ment - this is the moment. A staccato burst from the motor drive captures several frames before the little critter goes flying through the pine branches sending cascades of new fallen snow streaming downward. The shoot is over. What a terrific afternoon!



Red squirrels have surely increased in the metro area in the past several years. They can be found in most state and regional parks, nature centers and many backyards. Talk with naturalists and give 'em a try. They will provide plenty of good photos and a few headaches.

Till we meet again in January my wish for you is peace in the world and Happy Holidays to all. May you find a bigger lens, a digital camera or an exotic photo safari in your Holiday stocking,

December's Judge David McClure Love of Photography

Nature had never been too far away from my backdoor.

I grew up in Minneapolis, MN and spent most days exploring the field behind our home. I'm currently the staff photographer for August Home Publishing in Des Moines, Iowa a position I've held for 3 years.

The passion I have for nature has found a place in my photography. I've always been intrigued by the way nature transforms itself. From the perceptible frost clinging to a tree, to the obscure boulder hidden in a river silently yielding to the power of the moving water.

These observations became a series known as Ephemeral Edge which was an attempt to preserve the forever changing moments in time as forces of nature never rest, inevitably reshaping the edge of all we see.

My current project Passing Through Time challenges the adverse extremes of sun and wind creating surreal visions of the landscape. By extending the exposure beyond 30 minutes, I remain undetected while crossing my own camera's view. My work has been exhibited from Grand Marais to Luverne MN.

If you were at our last camera club meeting, you heard Dale Bohlke give a report on field trips that had been taken and ones that are being planned for the future. A week prior to the meeting a trip was taken to Reick's Lake in Alma,



Wisconsin to photograph the many Tundra Swans that gather there in the fall. They use this area to rest and replenish their energy before continuing on to the East Coast. Dale mentioned to the club members that the group stood around for about 10 hours for a few minutes of shooting and for 10 seconds of some really good shooting. Dale's comment was that for him, this was a great

day of photography.

As usual when October and November arrive I always get "Whitetail fever". The symptoms usually start around August when I begin looking for Trophy Bucks in the swamps. Fighting mosquitoes and wood ticks, I tromp around looking for their bedding areas. At this time I very rarely have my photo equipment with me, as my goal is just to try and figure out their patterns of movement. I begin setting up my blind around the Labor Day holidays and spend as much time as possible in the area for the next 3-4 months. When I looked in my daily notebook that I always carry with me, I had logged about 58 total hours trying to capture the magic moment of a trophy buck. The only photo I took of a whitetail was of a young doe. She kept getting closer to me to try and figure out what that big piece of glass sticking out from my netting was, so I had to oblige her and snap her picture! To pass the time away I also set some birdseed on a stump and when the opportunities arose I took a few bird photos. But as of November 15th I had seen no trophy bucks, just a couple of small 6-8 pointers. I took Friday and Monday as vacation days because if you are after Whitetails, this is the time to be in the woods! I won't go into detail in this article, but in those four days I shot 8 rolls of film (about two rolls were on birds). In 15 years of photographing whitetails, it was without a doubt my most magical weekend!

Why didn't Dale just get there about 30 minutes before the birds came by so he could take his photos and be home by the fireplace within a couple of hours? Why did I spend all of that time trying to photograph Whitetails when it all

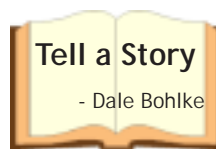
boiled down to just one weekend? And even at that, the additional 32 hours for the weekend yielded only about 20 minutes of actual shooting time. That is the problem with photographing wild birds and animals; they are just not on the same schedule as you and me. In order to successfully photograph wild creatures, I think that one of the greatest assets a photographer can have is patience. The more time that you spend in the field the better your chances are for success. Could I have been "lucky" and just happen to be in the exact spot on November 15th? Could Dale have just stopped at Reick's Lake for the 10 minutes when the Swans just happened to swim by? Although those things do happen and I wish that I were lucky like that more often, it just



doesn't always work out that way. Most of the time my luck would be that the Swans would have been there 10 minutes before I arrived.

The more we know about the habits of the wild creatures that we photograph, the better our chances are of success. But you will still need to have patience and be willing to put your time in waiting for the opportunity. Maybe by the time you read this, some of you will have been on the Mississippi with Dale trying to photograph the many Bald Eagles that gather there during the winter. I am willing to bet that again, you were standing around for many hours waiting for the magical moment when our national symbol would fly by. With any luck, many images were taken. After all of those hours of standing around, those 5 seconds of photography may capture an image of a lifetime. That is what patience will do for a photographer.

Share Your Gift



What is the ideal photographic gift to give this season? You have at least one gift to share over the holidays and during the New Year, that is your passion for photography. Being a member of one of the largest photography clubs in Minnesota demonstrates your passion for nature photography. Share your enthusiasm by bringing another person into the beauty and excitement of nature through photography either by sharing slides or experiences in the field. Happy Holidays!



2003 Seventy First Annual Mpls-St. Paul International Exhibition of Photography

37 Medals will be awarded in the following categories:

- Color Slides
- Photo-Travel Slides
- Photo Journalism Slides

The closing date is February 10, 2003 and there is a discounted entry fee for groups submitting 10 or more slides in one package. Pick up a copy of the rules in the meeting lobby, or contact Jim Duncan at jduncan001@attbi.com for more details.



This exhibition is limited to Botany slides only. Botany includes flowering plants, non-flowering plants (fungi, lichens, mosses, ferns, Gymnosperms, etc), habitats and fossil plantlife. 16 medals will be awarded in the following categories:

- Best of Show
- Leslie P. Hanson Memorial Award for Best Botanical Pattern
- Best plant(s) showing habitat
- Best non-flowering plant
- Best slide by an exhibitor outside the US
- 3 medals for best slide of 3 Minnesota residents
- 7 medals in an open category for non-Minnesota residents
- Chairman's choice for best club entry

The closing date is February 3, 2003. Pick up a copy of the rules in the meeting lobby, or contact Mariann Cyr at mcyr@mmm.com for more details.

2003 Mpls-St. Paul Print Circuit

104 medals will be awarded in three divisions in this print only exhibition. The three divisions include Large Prints (Class A), Small Prints (Class B) and Commercial Prints (Class C). Within these divisions, entrants can submit monochrome, color, hand colored or digital prints. The closing date is January 6th, 2003 and club members can enter the competition for \$10.00 per division for a savings of \$20-\$25!. Club entries should be collected and submitted as one entry to enjoy the discount. Entry forms are available at the TCACCC website at www.cameracouncil.org. For further details, or to get a printed copy of the entry form contact Bob Dachelet at (952) 933-2787.



Minnesota Zoo's 25 Year Birthday Photo Contest

Bring your film to Proex and enter your favorite animal (including human) or plant photograph in the Minnesota Zoo's 25 Year Birthday Photo Contest, sponsored by Proex.

Winning photographs will be displayed at the Minnesota Zoo through Labor Day. In addition, you could win one of the following great prizes:

- A camera
- An Annual Membership to the Minnesota Zoo
- Gift Basket from the Go Wild Gift Shop
- Behind-the-Scenes Zoo Tour (for up to six people)

Pick up an entry form and complete contest rules at your nearest Proex store. All entries must be received by June 1, 2003.



National Parks Photo Contest

If you've taken a great photo of your National Parks this year - it could make you a winner! Gather your favorite, most dramatic National Park pictures from 2002 and send them by January 4, 2003 to the National Parks Pass Experience Your America Photo Contest. Photo must be taken of a National Park between January 1, 2002 and December 31, 2002. Entries must be postmarked by January 4, 2003 and received by January 15, 2003. 35mm prints, slides and digital images are eligible

The grand prize gets your photo on the 2004 National Parks Pass and includes a trip for 4 to any national park. Other prizes include cameras, camera bags, digital photography books, and National Parks passes. For further information or to download an entry form, please visit www.nationalparks.org/contest. If you don't have internet access, please contact Cathy Jones (952) 897-1881 for a printed copy of the entry form

State Park Calendar Photo Contest

The Department of Natural Resources (DNR), Division of Parks and Recreation is seeking entries for its annual photo contest. The contest is designed to select photographs for the year 2004 Minnesota State Parks' calendar. Amateur and professional photographers are invited to submit their best photos (slides) of any of Minnesota's state parks and recreation areas. All slides should be horizontal in format as they best fit the format of the calendar. The deadline for submissions is January 10, 2003. For more information or to download a photo contest application, go to www.dnr.state.mn.us/contests/parkcalendar.html or contact Minnesota State Parks at (651) 296-1491.

Slide Cropping and Mounting Workshop

Need some tips on cropping and mounting those near perfect slides? Join Marilyn Gladitsch for her Slide Cropping and Mounting Workshop

Date: Saturday, January 25, 2003

Time: 10:00 am to 12:00 noon

Location: 20554 Fenston Ave N.
Forest Lake, MN 55025

For reservations or further information, contact Marilyn at (651) 464-5796

November Awards

Judges: Mariann Cyr &
Dottie Lillestrand

10

Steve Anderle Last Light
Jeff Hahn Fishing Spider Close-Up

Rick Hobbs Red-Eye
Cathy Jones Chippy

John D. La Mere Sunrise Cranes

9

Jeff Hahn Longhorned Beetle on Thimbleberry

John Jenkins Grey Squirrel
Joyce Moran Great Horned Owl Annoyed

Tom Samuelson Cascade Falls

8

Steve Anderle River Valley Sunrise
Mary Kay Bertas Antelope Canyon
Ron Cleveland Trumpeter Swans & Young

Ron Cordes Aspen Fall Color
Jim Duncan Wild Turkey

Cynthia Fleury Herbert Lake Alberta
Betty Goosens-Bryan Wood Ducks #5

Michael Hagerty Prairie Sunrise
Bill Handsaker Dwarf Fireweed
Jeffrey Harlow Cactus on Canyon Floor

Jerry Harlow Dead Tree in Wolverine Canyon

Kathy Hobbs Burrowing Owl Couple
Kathy Hobbs Sandhill Crane Migration

Rick Hobbs Boiga

John Jenkins The Waiting Game

Vijay Karai Flamingo at Rest

Charles Kessler Fading Glory

Charles Kessler Great Blue Heron

John D. La Mere White Tail Buck

Jean McDonough Mountain Goat


Aaron Moen Pacific Ocean Sunset

Gerald Moran Pasque Flower

Terry Neavin Timber Wolf #5

Vern Nelson Zebra Longwing

Nature Photography Puzzle



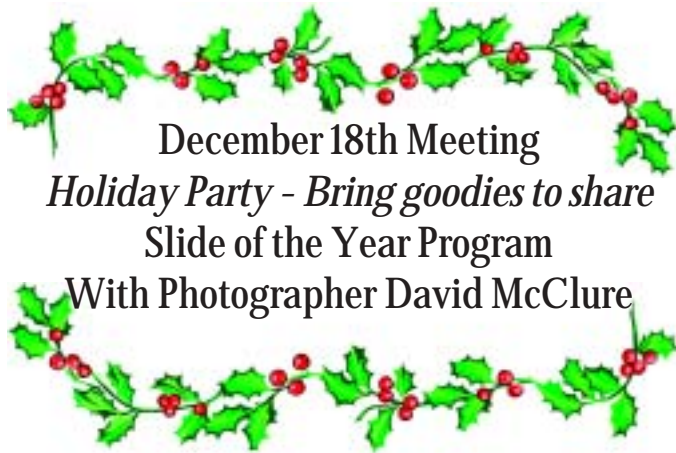
Across

2. This type of lens can record an image that is 1/2 to 20 times the actual size of the subject and has minimal depth of field
6. Setting your camera's mode to this priority will allow your camera to select the fastest shutter speed for the available light
7. Last year's zoology slide of the year featured this feline, native to southern Asia and Africa
8. Slide presentation or hairdresser's workplace
9. The October program featured wildlife from this continent
10. Varieties of this bird include Ruffed, Spruce and Sharp-tailed
12. Minnesota's state mushroom
13. The MNPC officers would like to wish you Happy _____

Down

1. Photographer Galen tragically lost to us in an August 2002 plane crash
3. A common composition problem occurs when the image is placed in this area of the frame
4. Varieties of these popular nature photography subjects include Admirals, Emperors and Ladies
5. According to a recent MNPC survey, this Fuji film is the film of choice for club members
6. This canyon near Lake Powell, AZ is named after these swift-running ruminant mammals
11. The Leslie P. Hanson Memorial Award is presented to an entrant in this Minnesota international exhibition of photography

Answers will be published in next month's newsletter



December 18th Meeting
Holiday Party - Bring goodies to share
Slide of the Year Program
With Photographer David McClure

Coming Attractions..

The Alaska Society of Outdoor and Nature Photographers is proud to sponsor its fourteenth annual alaskaWILD, a juried exhibition of wildlife and nature images taken in Alaska. The exhibit celebrates the spirit and wild uniqueness of Alaska. Images selected for the show reflect a fondness and appreciation for the outdoors of Alaska and the creatures that inhabit it. The exhibit opens on January 8th, 2003 at the Minnesota Valley National Wildlife Refuge Center and runs through February 16th, 2003



small wonders



"Stop and smell the roses". These words are often used to remind us that life is not a race, that we should slow down and recognize the small things that give us joy. I am fortunate to have many of these simple delights. Unknown to most, they are my private sources of pleasure. My cat's downy soft fur weaving around my bare ankles in the morning. The first glimpse of my husband as he arrives home from an extended trip away. The phone call from my mother each year filled with singing and the recollection of the details of my birth. Even the smell of wild catnip evokes a wonderful memory and immediately transports me to my grandfather's farm in rural Nebraska - a place filled with love, kittens and an old collie named Ike.

I have a secret nature wonder too. It is the motion of birds, small ones, in a large flock. They rise, turn and sway; a single collection of countless creatures in a beautiful sky ballet choreographed on the fly. Their movements remind me of the single-celled organisms we studied in high school - amoebas, with their constantly changing shapes, their edges ebbing and flowing as they endeavor to move. The birds too, move as one, somehow sensing each change of direction as if it were rehearsed. I stare in mute fascination each time a flock rises from a field to perform its dance.

In this time of holiday hustle and bustle, my wish for you is that you'll find the time to recognize and treasure your own small wonders. -Ed.

Nature Photos Needed for Web Site

Ron Cleveland

Help spruce up the club web site MinnesotaNature.org with some of your good nature photos. Single photos (the primary need) are needed for the front page and should relate to the current season. A brief series of photos, about a nature subject or a nature photography technique, could be made into a photo essay page. Give it a whirl.

The preference is for photos taken in or near Minnesota that comply with PSA rules for authentic wildlife*. Help others appreciate the value and celebrate the wonders of the natural world around us through photography. Contact Ron Cleveland for details or to discuss your photo or essay page. He can scan your slide or negative or take your digital photo and work with you in cropping it for best effect.

Let the PSA rules for the Nature category be your guide. So, the first question you should ask when judging your slide is, "What is the story?" The story in your photo could be obvious or as different as our individual imaginations and knowledge. We might therefore ask you for a sentence or two to help convey the story of your photo.

Here's a review of the elements we know that make up "nature photography":

- Story-telling Value - Imparting knowledge or feeling about the subject. What does the photo tell us about the subject? Is there drama, comedy or beauty in the story?
- Composition - Dramatizing the story. Is the subject placed comfortably or dynamically in the frame? Is there an essential element? How is it treated? Are there any distracting elements? Are the foreground and background part of the story? Where do my eyes move in the frame?
- Exposure - Show the subject in the best light consistent with the intended story. Is the subject seen clearly, without strain or distraction? How is the light handled or controlled?
- Detail - Show all that is to be seen and obscure that which is not to be seen. Is everything sharp that should be sharp? Is the depth-of-field appropriate and effective?

*Authentic wildlife is defined (by PSA) as one or more organisms living free and unrestrained in a natural or adopted habitat.

A Message from the President...

Happy Holidays to all! Sign-ups will be available at the December meeting for judging and for refreshment nights. Remember it takes all of us to keep the club going. No volunteers - no judging and NO SNACKS! May Santa bring you all the photographic toys (oops, tools, NOT toys) on your list and may all your 2003 photos be a 10!



- Joe Kandiko

Nature Photo Times

published Sept-May by the

Minnesota Nature Photography Club

www.minnesotanature.org

Editor: Cathy Jones, 952-897-1881, cathyj@toomuchheat.com
3533 W. 103rd St
Bloomington, MN 55431

President: Joe Kandiko 952-445-3406 jgkandiko@msn.com
Co Vice Pres.: Mike Hagerty 612-920-2635 mhagerty@hjab.com
Co Vice Pres.: Vijay Karai 763-757-6300 vkarai@temgweb.com
Treasurer: Jim Duncan 651-459-3558 jduncan001@attbi.com

Meetings are held on the third Wednesday of the month, Sept-May at the Visitor Center of the Minnesota Valley National Wildlife Refuge, 3815 East 80th Street, Bloomington, MN

FIRST CLASS MAIL



Muscle & Magic Snowy OWLS

Author Lynne Warren and photographer Daniel J. Cox present a wonderful article on Snowy owls in the December 2002 edition of National Geographic Magazine. Check out photos and excerpts at www.nationalgeographic.com or pick up a copy at your local bookstore.



Tune into the Travel Channel on Thursday, December 12 at 8:00PM CT, and go on an amazing adventure, a journey throughout the country, uncovering the untold stories of America's National Parks in the two-hour world premiere of *Secrets of the National Parks*.



In this Issue...

- Winter Friend
- Nature Photo Crossword
- December's Judge - David McClure
- Field Notes: Patience Revisited
- Upcoming Photo Contests
- Tell a Story - Share Your Gift
- Field Trips and more...

Upcoming Photo Tours & Seminars

[Rick Hobbs](http://www.rickhobbs.com) - www.rickhobbs.com

Jan. 21-24, 2003

Trumpeter Swans on the Mississippi - MN

Feb. 12-18, 2003

Yellowstone in Winter

March 5-8, 2003

Winter Wildlife Workshop - Wildlife Models

March 8-9, 2003

Birds of Prey Shoot (Extension) added to Winter Wildlife Workshop (see March 5-8 above) - Owls, Bald Eagle, Hawks and more.

March 8-9, 2003

Birds of Prey Shoot (Only) - Bald Eagle, Red-tailed Hawk, Great-horned Owl, Barred Owl, and much more.

Minnesota Nature Photography Field Trips



These are the updated plans for the monthly field trips. Additional modifications are possible. For further information contact Dale Bohlke at (952) 445-6125 or dbohlke@mn.rr.com

December 15, 8 AM to Noon, Red Wing's Colville Park

Subject: Bald Eagles in flight.

Notes: 500 mm Canon lens available, at least 300 mm needed. Opportunity for photos subject to the eagle's migration schedule.

January 12, 8 AM until Noon

Subject: Trumpeter Swans, alternative small birds at Lake Maria State Park feeders

Notes: Fog and flight shots as swans come into feeder. Nominal donation to Mrs. Lawrence.

February 9, PM, Rapids Lake Unit, Carver County

Subject: Prairie snow designs and sunset

March Date TBA, Location TBA

Subject: Travel Photography

Notes: Each member will bring a few slides of a recent trip and discuss photo opportunities at that location.

April, 3rd weekend, PM, Cannon Falls or Shakopee

Subject: Pasque flowers and sunset

May 1st weekend at Seven Mile Creek, Nicollet County

Subject: Ephemerals