



Nature Photo Times

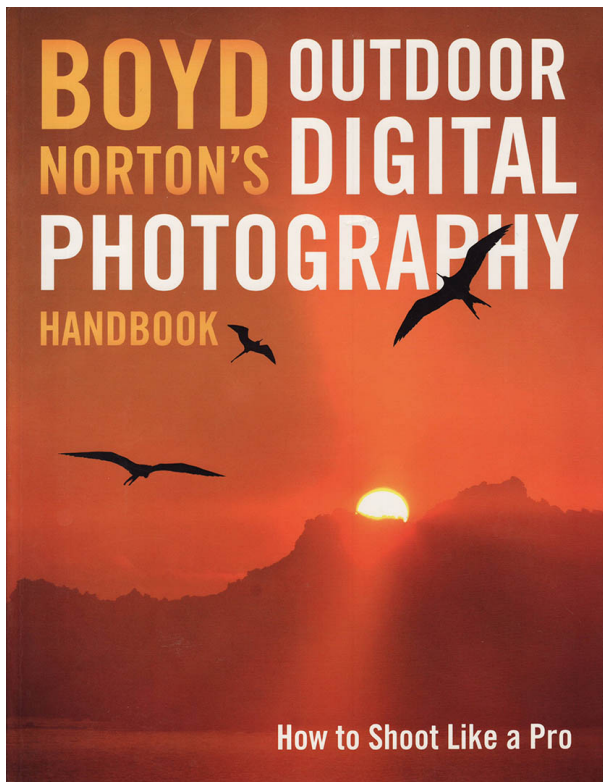
Founded 1956

Member: Photographic Society of America & Twin Cities Area Council of Camera Clubs

Vol. 56, No. 2 - October 2011

Book Review by Jay Olson-Goude

Boyd Norton's Outdoor Digital Photography Handbook – How To Shoot Like A Pro



I received a copy of this book from the publisher. They suggested that it might be of interest to the members of our club, and I strongly agree.

The book is well written and nicely illustrated, and those illustrations are used effectively to demonstrate the ideas presented in the text.

The book is divided into twelve chapters. The first chapter, 'Digital Basics' will be invaluable to someone finally making the transition from film to digital. To those new to digital imaging, it will go a long way towards answering the questions they may have.

The next two chapters, 'It's All About Light' and 'Dynamics of Pictures' are useful for photographers of all levels. They go into great detail regarding light and composition. I found these two chapters very valuable, and find myself referring back to them from time to time.

Chapter Four, In-The-Field Workflow contains some great tips for photographers working in the field and also discusses image stitching and focus stacking.

Lenses are discussed in Chapter Five, 'Creative Use Of Lenses.' Most photographers are pretty familiar with the use of different focal length lenses, but this chapter may give you some ideas on how to use lenses in ways you may not have considered.

Chapter Six, 'Expanding Your Creativity' explores some alternative techniques that can be used to add to your photographs. Some may get more out of this chapter, but I didn't particularly care for the techniques presented and the resulting images.

If you're planning a photography trip, Chapter Seven, 'Into The Boondocks' will be extremely valuable. It gives great suggestions on what to take, how to pack, how to plan, and other great ideas. This is another chapter I'll be referring to when planning my next trip.

Chapter Eight, 'Landscape And Scenic Photography' goes into great depth on how to create great landscape photos and discusses things such as lens choice, exposure, composition and HDR photography.

The next two chapters, 'After The Shoot' and 'Helpful Tricks And Tips' offer an in-depth look at raw file processing and digital manipulation of images using Photoshop Camera Raw and other applications. I'm pretty sure every photographer will learn something from these chapters.

Chapter Eleven, 'Dealing With Mixed Media' discusses options available for a hybrid workflow using both film and digital. This could be helpful for those of us who have been photography for some time and have a large body of work on negatives and slides.

Chapter Twelve, 'The Final Image' shows the photographer how to transform that digital image into a fantastic printed image, or how to create an engaging slideshow of digital images.

Boyd Norton's Outdoor Digital Photography Handbook is available at your local bookseller or online at Amazon.com

<http://www.amazon.com/Nortons-Outdoor-Digital-Photography-Handbook/dp/0760332983>

**Minnesota Nature
Photography Club**

**September Salon
Scores**

Judge: Dale Bohlke

Photographer	Title	Score
Eric Baker	Loon with Fish (w)	8
Ron Cleveland	Rising Sun Canyon	8
Darcy Sime	Sipping Nectar (w)	8
Dave Ellenbecker	Daddy Longlegs	8
Bill Haskamp	Big Horn Snack (w)	8
Scott Landsiedel	Egret Up High	8
Dave Zosel	Arigope and Prey (w)	8
Roger Williams	Hooded Merganser (w)	8
Jean McDonough	Baby Red Fox by Den	8
Ron Lagerquist	Mt. McKinley	8
Darcy Sime	Mother's Love (w)	9
Ron Cleveland	Sunrise Cranes (w)	9
Dave Klein	Vesper Sparrow	9
Karl Fiegenschuh	Kodiak and Fish 1 (w)	9
Jeff Bucklew	Loon Baby (w)	10
Ted Galambos	Wind Cave	10
Betty Gossens-Bryan	WD Family (w)	10
Gary Colvard	Blue Herons (w)	10
Alan Schulz	Three Foxes – two sleeping (w)	10
Mike Holtz	Egret Fishing (w)	10
Jean McDonough	Waterfall in National Park	10
Mariann Cyr	Confrontation (w)	10
Alan Schulz	Two Albatross along Coast (w)	10
Don Specht	Purple Gallinule (w)	10
Jeff Bucklew	Green Heron (w)	10
Gene Lange	Eviction Escort (w)	10

Salon submission guidelines:








Deadline for submitting images and other instructions:

<http://www.minnesotanature.org/Pages/salondigital.html>

Requirements for Preparing and Submitting Digital Images

E-Mail your one or two images to salon@minnesotanature.org before 6:00 PM the Sunday before the meeting - the earlier the better to allow for the proper archiving and presentation of your image.

*Digital images need to be in the following format to be accepted:

-  Computer adjustments to any image must comply with [PSA rules](#) for "Digital Images"
-  JPEG file format (.jpg)
-  Image size; minimum 1024 pixels, maximum 1280 pixels along the longest dimension.
-  Use the sRGB color space since that is how they will be displayed. If you are not familiar with the concept of color space, don't worry about it.
-  File name for each image should be your personal 4-digit identification number* followed by a 12-letter image title. Add a (W) when the image complies with the PSA definition of [authentic wildlife](#). For example:
1903 Dawn Swans (W).jpg - First image for member 903
2903 MarshMargld.jpg - Second image for member 903
-  Please type your two filenames, each on a new line, in the body of your email. Attach - do not embed - the images to a regular email message and email to salon@minnesotanature.org. The subject line should contain something like "Images for October salon".
-  If you do not receive a confirmation email then please bring your images on a CD-ROM or USB memory key to the meeting.

Submissions which do not comply with the above requirements hinder file management and could be rejected or delayed entry to a salon until requirements are met.

**If you would like to be assigned a four-digit identification number, do not understand these requirements or require help to comply with them, please email your name and phone number to salon@minnesotanature.org and someone will contact you.*

Nature Photo Times

Published Sept.-May by the
Minnesota Nature Photography Club
www.minnesotanature.org

Editor: Jay Olson-Goude, 763-772-6485,
jolson-goude@msn.com
1154 Lois Court
Shoreview MN 55126

President: Roger Williams 763-574-1450
mcd30@msn.com

Vice Pres.: Betty Gossens-Bryan
bdbryanmb@aol.com

Treasurer: Don Nadreau 763-377-4589
don.nadreau@gmail.com

Secretary: Linda Nygren 651-778-0340
stereogal@gmail.com

Meetings are held on the third Wednesday of
the month, September through May

6:00 PM - Set-up and Social Time
6:30 PM - Announcements and Business
6:45 PM - Program
7:45 PM - Nature Salon (Competition and
Judge's Comments).

Meetings are held at:

REI
750 West American Blvd
Bloomington, MN 55420

October Meeting Wednesday October 19, 2011

Our October program will be presented by Jeanne Prok
from the Fresh Water Society. Jeanne will be discussing
the Weatherguide calendars.

Our October Salon judge will be Joe Kandiko

MINNESOTA NATURE - A PHOTOGRAPHER'S GUIDE TO GREAT LOCATIONS.

Last year this terrific work was distributed to all members
of the Club. The idea was that it could be a 'living
document' with additional suggestions from Club
members. Please take a minute and think about some of
your favorite locations that could be added to the Guide.

The newsletter needs your help!

Without content contributions from club members, the
newsletter starts looking pretty thin. As much as we all
appreciate the contributions of "The Usual Suspects,"
there are another 100+ of you out there that I'm sure have
some great ideas, too. Stories, tutorials, anecdotes,
photographer jokes – anything – please, just send it in.
Let's all help make this newsletter a useful and enjoyable
tool!

Thanks,

Jay